

Flow Switches

BFS-10-N / BFS-10-O

for monitoring liquids, with or without optical display

Features

- set point continuously adjustable
- rugged, low hysteresis, any mounting position,
- high accuracy and functional safety,
- ship approvals available for N-versions

Measuring ranges

- 0,005...0,06 l/min to 60...150 l/min for water

Applications

- Measuring and monitoring of liquids,
- e. g. in cooling systems, test beds, pump protection, fire fighting sprinkler systems etc.



Technical Data

BFS-10-N (without indication)				
Measuring principle:	variable aera flow meter			
Materials:	brass version	stainless steel vers.		
Var. aera flow meter:	brass	1.4571		
Spring:	1.4571	1.4571		
Spring size G1":	---	1.4310		
Fitting:	brass, nickel-plated	1.4571		
Housing:	brass, nickel-plated	1.4571		
Magnets:	ferrite	ferrite		
Operating pressure:	brass	MS GL	SS	Pressure drop
BFS-10-N G1/4:	300 bar	100 bar	350 bar	0,02...0,2 bar
BFS-10-N G1/2:	300 bar	100 bar	350 bar	0,02...0,3 bar
BFS-10-N G1:	250 bar	100 bar	300 bar	0,02...0,4 bar
Operating temp.:	100 °C (standard), 160 °C (option HT)			
Accuracy:	±10% f. s.			
Electrical connection:	plug acc. to DIN EN 175301-803 (DIN 43650C)			
Contact rating:	BFS10-N G1/4			
	200 V / 1 A / 20 VA	(NO)		
	200 V / 1 A / 20 VA	(WE), SPDT		
BFS-10-N G1/2	230 V / 3 A / 60 VA	(NO)		
	250 V / 1,5 A / 50 VA	(WE), SPDT		
BFS-10-N G1	250 V / 3 A / 100 VA	(NO)		
	250 V / 1,5 A / 50 VA	(WE), SPDT		
Protection class:	IP65 (plug acc. to DIN EN 175301-803 former DIN 43650C), IP67 (with moulded cable)			
Approvals:	e.g. ATEX, GL, BV,... see www.barksdale.de			

BFS-10-O (with optical indication)				
Measuring principle:	variable aera flow meter			
Materials:	brass version	stainless steel vers.		
Var. aera flow meter:	brass	1.4571		
Spring:	1.4571	1.4571		
Fitting:	brass, nickel-plated	1.4571		
Display Housing:	alumin., anodized	alumin., anodized		
Glass:	Duran 50	Duran 50		
Magnets:	ferrite	1.4571		
Operating pressure:	brass	SS	Pressure drop	
BFS-10-N G1/4:	16 bar	16 bar	0,02...0,2 bar	
BFS-10-N G1/2:	16 bar	16 bar	0,02...0,3 bar	
BFS-10-N G1:	10 bar	10 bar	0,02...0,4 bar	
Operating temp.:	100 °C (standard), 160 °C (option HT)			
Accuracy:	±10% f. s.			
Electrical connection:	plug acc. to DIN EN 175301-803 (former DIN 43650C)			
Contact rating:	BFS-10-O G1/4			
	200 V / 1 A / 20 VA	(NO)		
	200 V / 1 A / 20 VA	(WE), SPDT		
BFS-10-O G1/2	230 V / 3 A / 60 VA	(NO)		
	250 V / 1,5 A / 50 VA	(WE), SPDT		
BFS-10-O G1	250 V / 3 A / 100 VA	(NO)		
	250 V / 1,5 A / 50 VA	(WE), SPDT		
Protection class:	IP65 (plug acc. to DIN EN 175301-803 former DIN 43650C), IP67 (with moulded cable)			
Approvals:	see www.barksdale.de, ATEX not available for version with optical indication.			

Switch ranges (water in l/min)

BFS-10-N G1/4	BFS-10-N G1/2	BFS-10-N G1
0,005...0,06	0,02...0,2	10...30
0,04...0,13	0,2...0,6	15...45
0,1...0,6	0,4...1,8	20...60
0,2...1,2	0,8...3,2	30...90
0,4...2,0	2,0...7,0	60...150
0,5...3,0	3,0...13	
2,0...5,0	4,0...20	
	8,0...30	

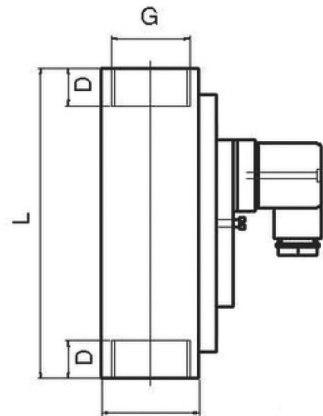
BFS-10-O G1/4	BFS-10-O G1/2	BFS-10-O G1
0,005...0,06	0,2...0,5	8,0...20
0,025...0,13	0,3...1,0	9,5...24
0,1...0,6	0,7...2,0	12...28
0,2...1,2	1,6...4,0	60...150
0,4...2,0	3,0...8,0	
0,5...3,0	4,5...12	
1,0...5,0	6,0...15	

Flow Switches

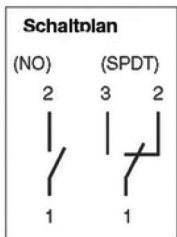
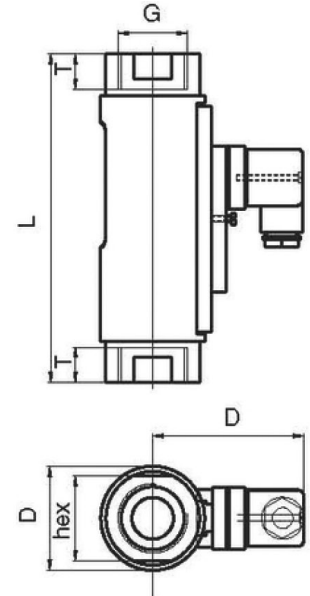
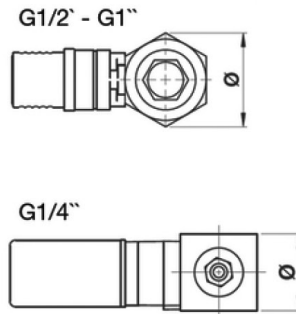
BFS-10-N / BFS-10-O

Dimensions (mm / inch)

BFS-10-N



BFS-10-O



(G)	G 1/4	G 1/2	G 1
(Ø)	17	31	50
(W)	47	52	72
(D)	10	14	17
(L)	65	90	158
Gewicht (g)	140	350	1050

(G)	G 1/4	G 1/2	G 1
(hex)	17	27	41
(Ø)	20	32	50
(W)	49	53	77
(D)	10	14	17
(L)	90	114	158
Gewicht (g)	140	300	900

Order Numbers

BFS-10-N	BFS-10-O
Brass	Brass
0711-256 BFS-10-N-G1/4-MS-NO-ST	0711-250 BFS-10-O-G1/4-MS-NO-ST
0711-338 BFS-10-N-G1/4-MS-WE-ST	0711-332 BFS-10-O-G1/4-MS-WE-ST
0711-257 BFS-10-N-G1/2-MS-NO-ST	0711-347 BFS-10-O-G1/2-MS-NO-ST
0711-339 BFS-10-N-G1/2-MS-WE-ST	0711-348 BFS-10-O-G1/2-MS-WE-ST
0711-258 BFS-10-N-G1-MS-NO-ST	0711-252 BFS-10-O-G1-MS-NO-ST
0711-340 BFS-10-N-G1-MS-WE-ST	0711-334 BFS-10-O-G1-MS-WE-ST
Stainless Steel	Stainless Steel
0711-259 BFS-10-N-G1/4-SS-NO-ST	0711-253 BFS-10-O-G1/4-SS-NO-ST
0711-341 BFS-10-N-G1/4-SS-WE-ST	0711-335 BFS-10-O-G1/4-SS-WE-ST
0711-260 BFS-10-N-G1/2-SS-NO-ST	0711-349 BFS-10-O-G1/2-SS-NO-ST
0711-342 BFS-10-N-G1/2-SS-WE-ST	0711-350 BFS-10-O-G1/2-SS-WE-ST
0711-261 BFS-10-N-G1-SS-NO-ST	0711-255 BFS-10-O-G1-SS-NO-ST
0711-343 BFS-10-N-G1-SS-WE-ST	0711-337 BFS-10-O-G1-SS-WE-ST

Order number example: Order number + switching range = 0711-339, 2,0...7,0 l/min

Note 1): BFS-10-N: versions WE G1" and WE G1/4" not available with ATEX

Note 2): BFS-10-O: ATEX not available with optical indication

Description

NO = normally open	O = with indication	MS = brass	Please specify switching range (see table on page previous) additional to order number.
WE/SPDT = change-over	N = without indication	SS = stainless steel	